



One truck fits all.
The new low-level order picker
N20 / N20/24 HP

Linde Material Handling

Linde

The new N 20/24 Order Picker.

Improving the pick rate starts with streamlining the workflow. Linde offers excellence at work with its new order picker: the N 20/24.

Built to a proven concept incorporating Linde's unequalled expertise, this is a truck designed to fully address the crucial issues of today and beyond.

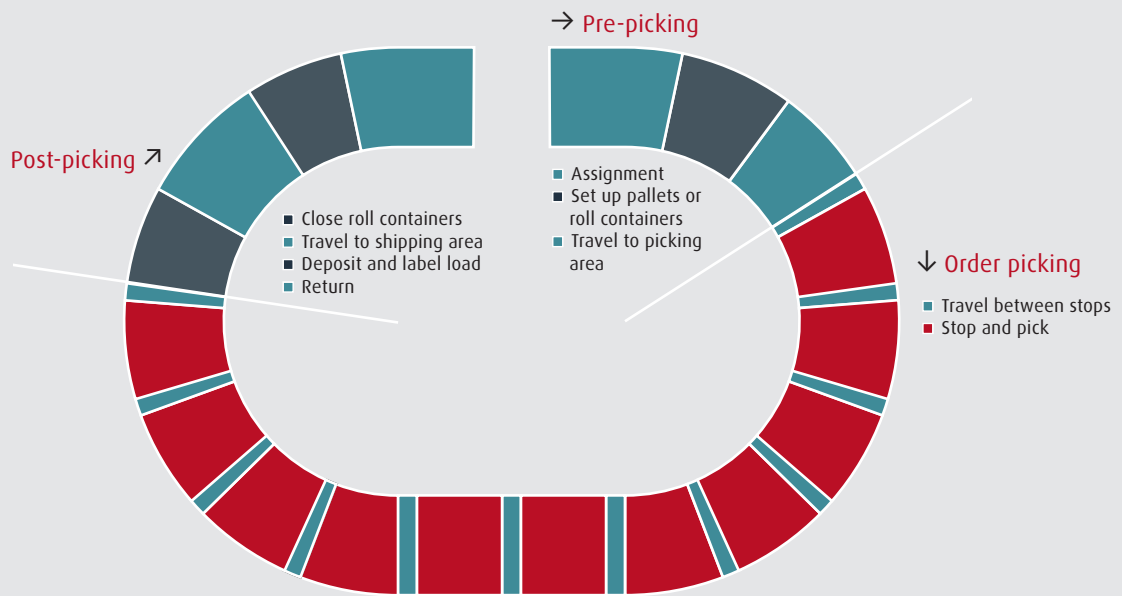
Working convenience and comfort takes pride of place, resulting in an operator workspace no less than perfect. Auxiliary equipment can be customized to the task. And, for Linde, a high safety standard goes without saying.

The N 20/24 offers the complete solution to users' applications with the highest productivity on the market.



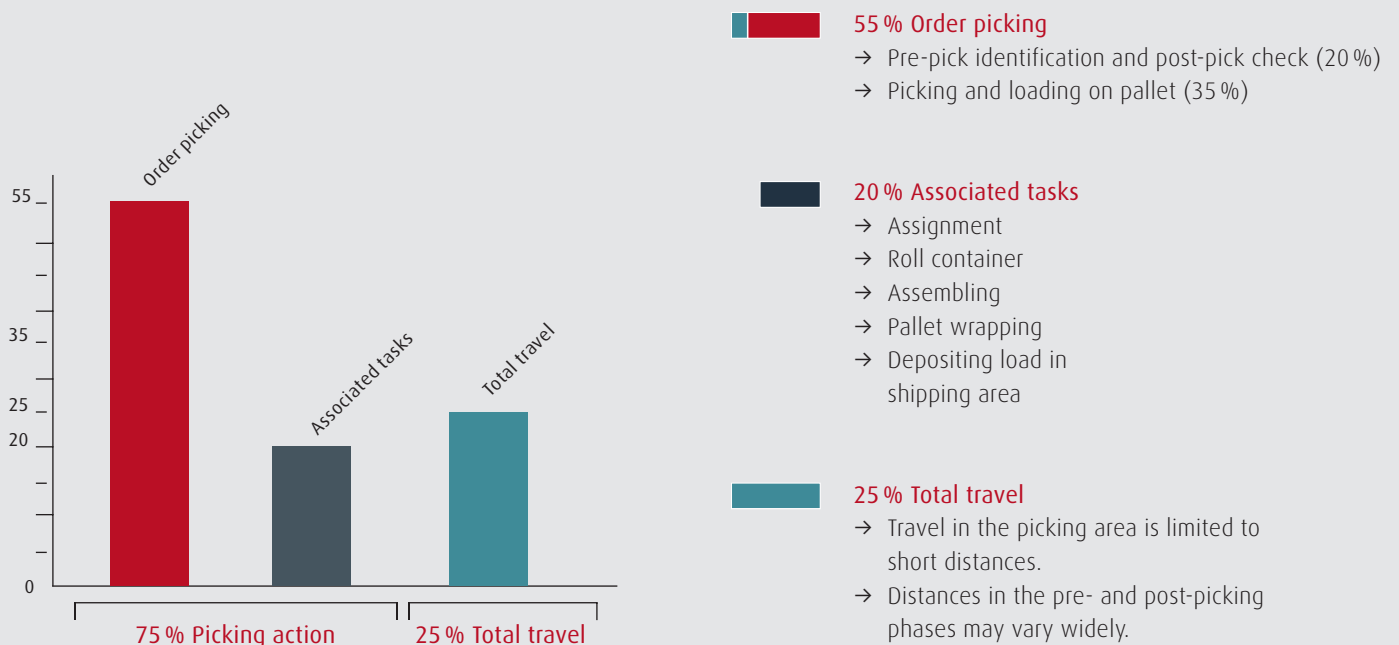
A closer look at the picking cycle

This is a typical cycle in a food distribution warehouse, using order picker trucks carrying three roll containers and an estimated 200 picks per hour. The diagram below summarizes the three main phases identified by our analysis – pre-picking, picking and post-picking – and breaks down the time spent on each task.




Picking action accounts for 75% of the pick cycle

Time Analysis



Exclusive Linde concept. Truck architecture with three dedicated zones: Picking, Workstation, Driving.



Driving zone Front driving position provides the best visibility on the market.

Workstation Extremely easy battery change using the truck's initial lift.

Picking zone Workstation directly adjoins picking zone of truck, greatly reducing distance needing to be covered by operator.



Unique concept results in 20% higher productivity

High productivity. One truck for every application.

AC Motor The 3 kW motor delivers full power to give 13 % gradeability and safe starting on up-gradients without rollback. Acceleration can be adjusted to the requirements of every application and the load carried.

Brakes The N20/24 brakes automatically on releasing the butterfly travel switch, not consuming any battery power in the process. Electromagnetic safety brake acting proportional to the load is applied on pressing the emergency stop button or vacating the operator platform.

Energy solutions A wide range of batteries from 270 to 620Ah is available for the complete Linde warehouse truck range. Large capacity and low energy consumption enable the truck to complete two shifts before battery needs changing.

Maximum productivity in every order picking task



Superb operator comfort is vital to productivity on the job.



Access and platform Wide 390 mm entry on both sides and low 120 mm step-in height allow easy access to the truck. Absence of sharp corners and edges adds to operator safety and comfort.



The full-suspension platform eliminates vibration. Its total area of 400 x 600 mm serves as a deadman zone and is covered with a soft, non-skid rubber mat providing highest standing comfort.



Backrest A backrest and optional 50 mm height adjustment of the handlebars accommodate any operator's body size, affording excellent support on long transport runs and when cornering.



Handlebars The ergonomic handlebars have all controls integrated in direct reach of either hand, permitting authentic one-hand operation. Effortless power-assisted steering is fitted as standard. Positive steering feedback results in greater efficiency on straight pick runs (80% of the cycle) and helps to keep the truck precisely on track.

Superb comfort

Large range of accessories and options. Equipment to meet the specific needs of every application.



Working station Options include:
Alternative load backrest height
Rotating clipboard
On-board terminal mounts on:
Pole
Load backrest
Front bow
Inching buttons are located on both sides
of the truck for forward and reverse travel
at 4 km/h.
Self-centering of the handlebars steers the
truck in a straight line while traveling aside.

Storage space Several roomy storage
compartments are provided in the front
and center. They include a pen holder and
separate space for wrap film and all other
order picking accessories.

Access A choice is given of starting the
truck with a regular key or by entering a
log-in PIN code. Accessory pole and front
bar are usable as climbing supports for
second-level picking.

Equipment for every application



The two versions of the N 20 / N 20/24 HP.

Four-wheel configuration for standard service and regular floors, maximum speed 10 km/h with load and 12 km/h without load.

Heavy-duty five-wheel configuration with active castor wheels for higher traction and stability on varying floor surfaces and for long transport runs. Faster top speed of 12 km/h, laden or unladen.

Safety first. Safety and reassurance are basic to productive working.

Visibility The front driving position affords optimum visibility of the working environment for the operator, greatly reducing risk of accidents or collisions. Better overview of the surroundings while travelling results in less likelihood of damage to the truck and prolongs its life.

Protection The solid steel front shield contributes further to the operator's sense of security. Ergonomic design of the twin-grip control handlebars ensures full protection for the operator's hands. Safety is made complete by the truck being designed so that no part of the operator's body is exposed beyond its contours at any time.

Intuitive operation All controls (lift, lower, horn, travel, steering) are ergonomically grouped for convenient use by either hand. A number of built-in features make the operator's work altogether easier. Proportional power-assisted steering is managed by the Linde controller, delivering confident steering "feel" to the operator and reducing truck speed for safe cornering.






Supreme protection for driver and load.

Service friendly. Performance paired with high up-time.



Can bus connectivity All truck data is immediately accessible for the service engineer by plugging into the on-board diagnostic port at the front of the truck. Setting parameters, troubleshooting and preventive maintenance are carried out quickly, easily and on time.



Moisture- and dust-proof motor AC drive technology incorporated in the new N20/24 does not require any maintenance. Rapid and convenient access to all internal components is provided by simply removing the front service panel.



Easy battery change Optional side change (left or right) is available and includes a dedicated retainer system that locks the battery securely inside its compartment. Using the creep control buttons, the battery can quickly be lined up with the change stand and then raised by the initial lift for smooth changeout. With the five-point configuration, the active side stabilizers are blocked to maintain the truck in horizontal position when removing the battery.

Routine service visit only every 1,000 operating hours or once a year for standard applications.





Linde Material Handling ranks among the world's leading manufacturers. This position has been justly earned. Linde trucks excel not only with their recognized innovative technology but especially their low energy and operating costs, which can be as much as 40% less than competitors.

High quality in production is matched by the standard of the services we provide. With a comprehensive network of local sales partners, we are at your call around the clock and around the world.

Your local Linde partner offers you a complete single-source package. From qualified pre-sales consulting through the sale to after-sales service; including finance packages matched to your business requirements. Leasing, rental or hire purchase. Flexibility is maintained in your operational and decision-making processes.